



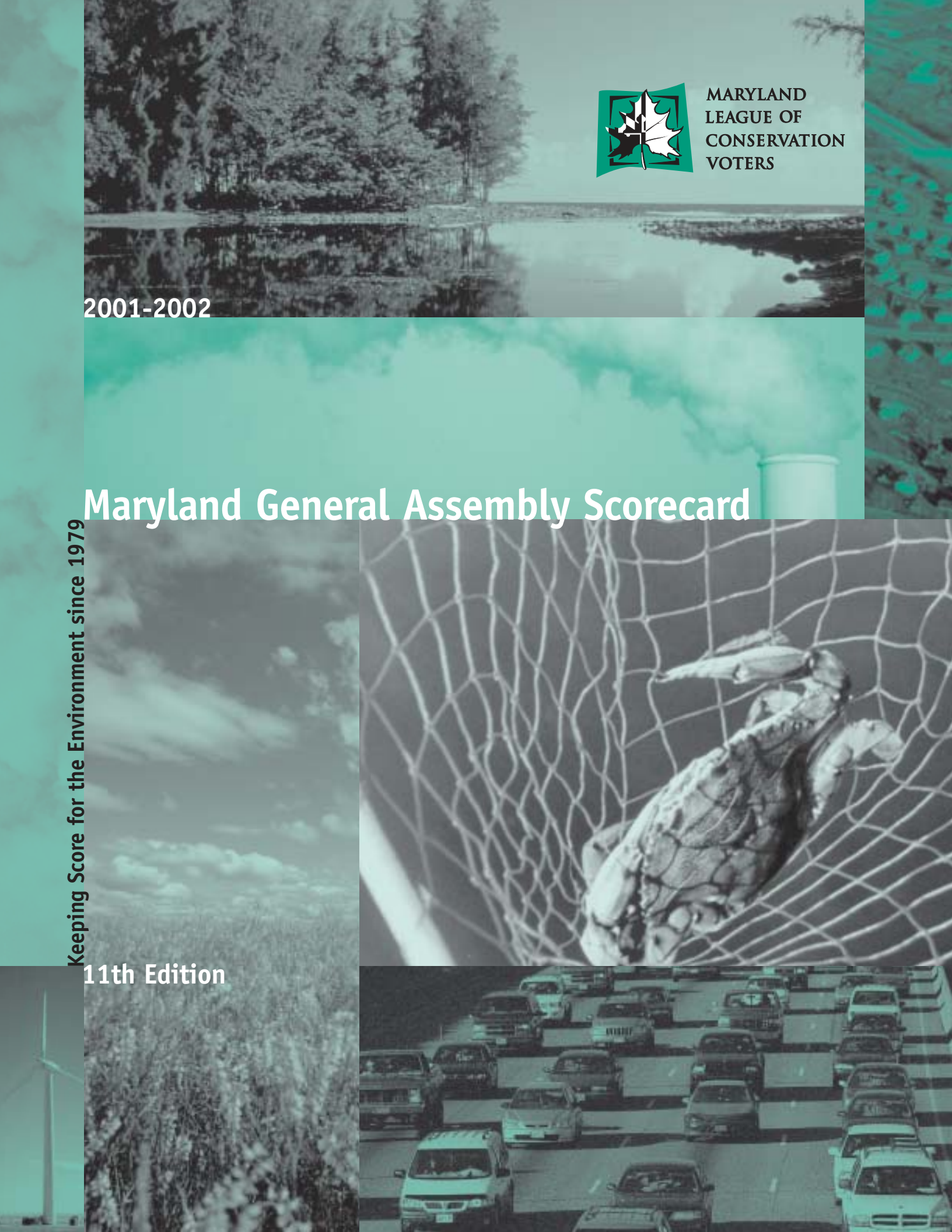
MARYLAND  
LEAGUE OF  
CONSERVATION  
VOTERS

2001-2002

# Maryland General Assembly Scorecard

Keeping Score for the Environment since 1979

11th Edition





**MARYLAND  
LEAGUE OF  
CONSERVATION  
VOTERS**

The Maryland League of Conservation Voters is governed by a volunteer board of directors consisting of conservation leaders, leading citizens and former elected officials. Board members serve strictly as individuals and not as official representatives of their organizations.

# accountability

(n): responsibility to someone or for some activity, liable to be called to account; **answerable.**

The board and staff of the Maryland League of Conservation Voters take the word accountability very seriously. For over 20 years, the Maryland LCV has been “keeping the score for the environment” by recording the votes of individual state legislators on important conservation issues. The scorecard is designed to provide voters with information so they can separate true stewards of Maryland’s environment from those who just talk that way.

## Board of Directors

Nancy Davis  
*Chair*

Ron Sundergill  
*Vice Chair*

Judy Haxton  
*Secretary*

Jacqueline Savitz  
*Treasurer*

Senator Vernon Boozer  
*Covahey & Boozer, P.A.\**

Neal Fitzpatrick  
*Audubon Naturalist Society\**

Thomas V. Grasso  
*World Wildlife Fund\**

Terry Harris  
*Cleanup Coalition\**

James Kushlan

Steve Linhard  
*Severn River Commission\**

Betsy Loyless  
*League of Conservation Voters\**

Dru Schmidt-Perkins  
*1000 Friends of Maryland\**

Margie Roswell  
*Baltimore City League of  
Environmental Voters\**

Joan Willey  
*Sierra Club\**

Senator Gerald Winegrad  
*American Bird Conservancy\**

## Advisory Committee

Senator James Clark

Marion Edey

Ajax Eastman

Senator Bernie Fowler

Governor Harry Hughes

Edmund A. Stanley, Jr.

*\* Organizations listed for  
identification purposes only*

We are pleased to present the **11th edition** of the  
**Maryland General Assembly Scorecard.**

This scorecard provides objective, factual information about environmental votes for all members of the General Assembly for the 2001 and 2002 sessions.

As citizens of Maryland, we all expect our elected officials to support sound environmental policies to protect clean air, clean water, the Bay and our quality of life. The votes that constitute this scorecard are on bills, resolutions, amendments, and committee votes representing priorities of the state's environmental organizations.

The scorecard is intended to reflect both fairly and accurately who is voting pro-environment and who is not. These particular votes, chosen by the Maryland LCV's Board of Directors, tended to offer legislators politically difficult but environmentally clear choices on a range of conservation issues. The selected votes distinguish those legislators who may simply call themselves conservationists from those who vote for strong environmental protection and do so when it really counts.

This scorecard is just one test of a legislator's environmental record and reflects only one component of a legislator's overall environmental commitment. Factors such as leadership in committee or behind-the-scenes activity or inactivity on important legislation, while difficult to quantify on a chart, certainly will be considered when the Maryland LCV decides which candidates to endorse for public office.

We encourage you to use this scorecard and to join or renew your membership today to help us make environmental protection a top priority in Maryland.



Nancy Davis  
*Chair*



Susan Brown  
*Executive Director*

*"The Maryland LCV  
is a combination watchdog and  
bulldog on environmental issues.  
They make a big difference in  
Annapolis."*

*Senator Brian Frosh, Montgomery County*

# Scorecard Summary

## Highest Scores:

### Senate (100%)

Carter Conway, Green, Frosh, Pinsky, Schrader

### House (100%)

Barkley, Bobo, Clagett, Dembrow, Grosfeld, Heller, Hurson, A. Jones, V. Jones, Kopp, Mandel, McHale, Menes, Moe, Pitkin, Rosso, Turner

## Averages:

	01-02	99-00	95-98		01-02	99-00	95-98
<b>Senate:</b>	<b>60%</b>	56%	67%	<b>House:</b>	<b>66%</b>	63%	52%
Republicans:	<b>20%</b>	35%	41%	Republicans:	<b>29%</b>	23%	24%
Democrats:	<b>76%</b>	70%	79%	Democrats:	<b>79%</b>	75%	64%

## Lowest Scores:

### Senate (0%)

Haines, Hooper, Jacobs

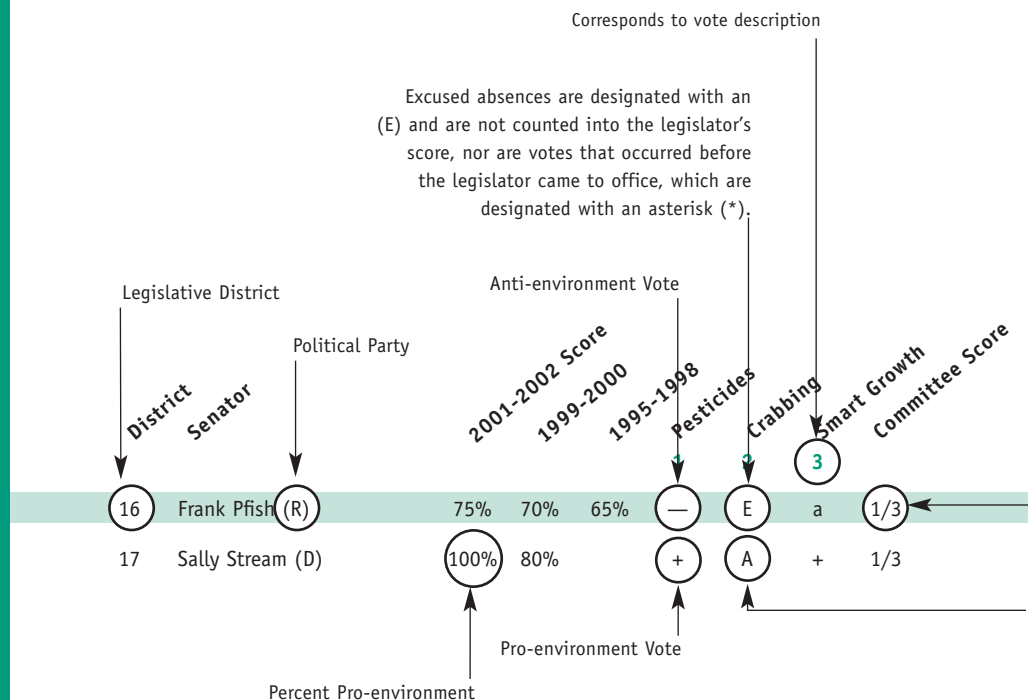
### House (0%)

Bates, Brinkley, Greenip, J. Kelly, Pielke

## Regional:

	Senate			House		
	01-02	99-00	95-98	01-02	99-00	95-98
Western Maryland (1-5)	<b>13%</b>	19%	20%	<b>39%</b>	28%	22%
Baltimore Co. (6-12A, 42, 46, 47B)	<b>69%</b>	63%	83%	<b>60%</b>	53%	41%
Howard Co. (12B, 13, 14B)	<b>53%</b>	47%	65%	<b>66%</b>	66%	62%
Montgomery Co. (14A-20, 39)	<b>74%</b>	63%	87%	<b>72%</b>	82%	72%
Prince George's (21-27A)	<b>80%</b>	81%	92%	<b>82%</b>	84%	77%
Southern Maryland (27B-29)	<b>68%</b>	47%	39%	<b>48%</b>	42%	23%
Anne Arundel Co. (30-33)	<b>59%</b>	57%	62%	<b>61%</b>	57%	38%
Harford Co. (34-35)	<b>0%</b>	16%	24%	<b>56%</b>	61%	33%
Eastern Shore (36-38)	<b>23%</b>	27%	12%	<b>53%</b>	63%	23%
Baltimore City (8, 10, 40-47A)	<b>79%</b>	74%	87%	<b>78%</b>	68%	69%

# How to Use this Scorecard



Since many important decisions are made in legislative committees, this scorecard includes committee votes as well as floor votes. Each committee vote counts exactly the same as a floor vote. Each legislator is assigned a percentage score based on his or her total number of floor and committee votes.

Unexcused absences can affect the outcome of a bill. Because not voting is sometimes deliberate and often a decisive factor, absences and abstentions are included in the scoring.

# Senate Committee Votes

## Senate Education, Health and Environmental Affairs

### 1. SB 654: 2001

#### Pesticides Education and Reporting

**Yes is the correct vote. Bill passed 9-2.**

This bill requires the MD Department of Health and Mental Hygiene to develop a pilot program to educate residents and health care workers about certain health effects of pesticides.

### 2. SB 204: 2001

#### Office of Smart Growth

**Yes is the correct vote. Bill passed 8-3.**

This bill establishes the Office of Smart Growth to promote Smart Growth and serve as a clearinghouse for information and education to other agencies, local governments, developers and citizens.

### 3. SB 249: 2002

#### Coastal Bays Protection

**Yes is the correct vote. Bill passed 9-1, 1 not voting.**

This legislation preserves, protects, and improves the water quality and natural habitats of the Atlantic Coastal Bays and tributaries by designating these lands and waters as critical areas that require especially sensitive consideration with regard to development.

### 4. HB 291: 2002

#### Community Right-to-Know Fund

**Yes is the correct vote. Passed 7-4.**

HB 291 establishes a Community Right-to-Know Fund to be used for local emergency planning, enforcement, data collection, and improved right-to-know about the chemicals and hazardous substances in our communities.

## Monitoring the Budget Process

The state budget is of obvious importance to environmental programs. Unfortunately, votes on the budget are actually quite difficult to score. Votes on the House or Senate floor are typically on the complete budget package, not individual line items. And committee votes are not recorded. Maryland LCV made a point of attending the budget committee meetings to monitor the proceedings and observed which legislators were fighting for environmental funding.

## Senate Education, Health and Environmental Affairs Votes

District	1	2	3	4	Total
41 Blount, Chair	+	+	+	+	4/4
11 Hollinger, Vice Chair	+	+	+	+	4/4
3 Mooney	*	*	-	-	0/2
6 Collins	+	+	+	+	4/4
7 Stone	+	+	+	-	3/4
9 Harris	-	-	a	-	0/4
13 Schrader	*	*	+	+	2/2
16 Frosh	+	+	+	+	4/4
22 Pinsky	+	+	+	+	4/4
29 Dyson	+	+	+	-	3/4
43 Carter Conway	+	+	+	+	4/4
14 McCabe	+	-	*	*	1/2
34 Jacobs	-	-	*	*	0/2

## Senate Budget and Tax

### HB 557: 2002

#### Recordation and Transfer Tax

**No is the correct vote (to an unfavorable report). Bill failed 9-4.**

This bill would have closed a current loophole in funding Program Open Space by removing the exemption for limited liability companies from paying 1/2 of 1% in transfer taxes when property changes hands. Homeowners pay their fair share of the transfer tax, LLCs should too. This bill would have provided over \$9 million dollars in funds for open space protection.

+ Middleton, Neall, Ruben, Van Hollen

— Currie, Hogan, Kasemeyer, Kittleman, Lawlah, McFadden, Munson, Stoltzfus, Hoffman

## Senate Finance

### 1. SB 688: 2001

#### Energy Savings Investment

**No is the correct vote (to an unfavorable report). Bill failed 6-5.**

The General Assembly failed to add many energy saving and renewable energy provisions in the 1999 Electricity Restructuring Act. This bill re-establishes innovative conservation programs for businesses and residences, provides public awareness and consumer education of the benefits of energy conservation and the costs of power plant emissions.

+ Astle, Della, Exum, Kelley, Teitelbaum

— Bromwell, Dorman, DeGrange, Hafer, Hooper, Roesser

### 2. SB 767: 2001

#### Clean Energy Portfolio Standard

**No is the correct vote (to an unfavorable report). Bill failed 6-5.**

The General Assembly failed to add many energy saving and renewable energy provisions in the 1999 Electricity Restructuring Act. This bill established a renewable portfolio standard, which would require a small, but increasing percentage of electricity generated in Maryland to come from renewable sources such as wind, solar, or biomass.

+ Dorman, Astle, Exum, Kelley, Roesser

— Bromwell, DeGrange, Della, Hafer, Hooper, Teitelbaum

### 3. SJR 8: 2002

#### Intercounty Connector

**No was the correct vote. Bill passed 7-3, 1 excused.**

This non-binding resolution urges the Governor to restart and conclude the process for an environmental impact study of the Intercounty Connector (ICC). The ICC is a proposed highway connecting Montgomery and Prince George's Counties that would cause severe environmental damage, destroy neighborhoods and offer little or no traffic congestion relief.

+ Della, Kelley, Teitelbaum

— Bromwell, Astle, DeGrange, Exum, Hafer, Hooper, Roesser

E Dorman

# Senate Floor Votes

## 1. SB 654: 2001

### Pesticides Education and Reporting

**Yes is the correct vote. Bill passed 38–9.**

This bill requires the MD Department of Health to develop a pilot program to educate residents and health care workers about certain health effects of pesticides in order to collect and track degree of impact on human health from exposure. The bill was defeated in the House Environmental Matters Committee.

## 2. SB 880: 2001

### Stormwater Management Facilities

**Yes is the correct vote. Bill passed 35–9, 2 not voting, 1 excused.**

Inspired by a controversial and environmentally damaging development proposed in Southern Anne Arundel county, this legislation prohibits using residentially zoned property for stormwater management of a commercial property located near the shoreline of the Chesapeake Bay or its tidal tributaries. The bill passed the House and Senate and was signed into law by the Governor.

## 3. SB 692: 2001

### Antibiotic and Hormone Use

**Yes is the correct vote. Bill defeated 16-30.**

This bill required the Secretary of Agriculture to prepare an annual report about the types and amounts of antibiotics and hormones given to livestock and poultry produced for human consumption. The annual reporting of farm use of antibiotics and hormones in Maryland would provide the State with a basis for assessing any human health and environmental impacts. The bill was defeated in the House Environmental Matters Committee.

## 4. SB 204: 2001

### Office of Smart Growth

**Yes is the correct vote. Bill passed 35–11, 1 excused.**

This bill establishes the Office of Smart Growth to promote Smart Growth and serve as a clearinghouse for information and education to other agencies, local governments, developers and citizens. The bill passed the Senate and House and was signed into law by the Governor.

## 5. SB 247: 2002

### Atlantic Coastal Bays Protection

**Yes is the correct vote. Bill passed 33–12, 1 not voting, 1 excused.**

This legislation preserves, protects, and improves the water quality and natural habitats of the Atlantic Coastal Bays and tributaries by designating these lands and waters as critical areas that require especially sensitive consideration with regard to development. The bill was subsequently amended in the House and then passed by the Senate and House and signed into law by the Governor.

## 6. SB 246: 2002

### Drinking Water Security — McFadden Amendment

**No is the correct vote.**

**Bill passed 27-18, 2 excused.**

This bill gives the Maryland Department of Environment the authority to set drinking water standards in order to protect from harmful contaminants, toxics and heavy metals. This amendment severely weakened the bill to only allow MDE to set standards at current federal standards. The bill was corrected in the House, passed both chambers and was signed into law by the Governor.

## 7. SB 326: 2002

### Chesapeake Bay Critical Areas

**Yes is the correct vote. Bill passed 38–7, 2 excused.**

This legislation closed loopholes to restore the original intent of the State's landmark Critical Area law protecting the 100-foot critical area buffer along the shoreline of the Chesapeake Bay from damaging development. The bill passed the Senate and House and was signed into law by the Governor.

## 8. SB 326: 2002

### Chesapeake Bay Critical Areas Neall Amendment

**No is the correct vote. Amendment failed in the Senate on reconsideration 26–19, 2 excused.**

This bill closed loopholes to restore the original intent of the State's landmark Critical Area law. This amendment would have weakened the bill by allowing automatic variances for the construction of gazebos, sheds or decks to be built in the designated critical area buffer.

## 9. HB 291: 2002

### Community Right-to-Know Fund

**Yes is the correct vote. Bill passed 36-11.**

HB 291 establishes a Community Right-to-Know Fund to be used for local emergency planning, enforcement, data collection, and improved right-to-know about the chemicals and hazardous substances in our communities. The bill passed the House and Senate and was signed into law by the Governor.

## 10. HB 291: 2002

### Community Right-to-Know Fund Stoltzfus Amendment

**No is the correct vote. Amendment failed 19-28.**

HB 291 establishes a Community Right-to-Know Fund to be used for local emergency planning, enforcement, data collection, and improved right-to-know about the chemicals and hazardous substances in our communities. Opponents of this bill waged a floor fight in an attempt to weaken the proposal. This amendment would have lowered the fee companies were levied to \$200. This amendment failed and the bill passed the House and Senate and was signed into law by the Governor.

## 11. SJR 8: 2002

### Intercounty Connector

**No is the correct vote. Bill passed 36-8, 2 not voting, 1 excused.**

This non-binding resolution urges the Governor to restart and conclude the process for an environmental impact study of the Intercounty Connector (ICC). The ICC is a proposed highway connecting Montgomery and Prince George's Counties, that would cause severe environmental damage and destroy neighborhoods. This resolution passed the House and Senate.

## A for Effort

Thanks to sponsors Senator Chris Van Hollen and Delegate Barbara Frush for their dedication to getting the Water Conservation Act passed in the 2002 session.

# Senate Floor Votes

District	Senator	2001-2002 Score			Committee Score											
		1999-2000	1995-1998		Pesticides	Stormwater Management	Antibiotics/Hormone Use	Office of Smart Growth	Coastal Bays	Mcfadden Amendment	Critical Areas	Neall Amendment	Right-to-Know	Stoltzfus Amendment	ICC	Committee Score
1	John Hafer (R)	15%	22%	23%	+	E	—	—	—	—	+	—	—	—	—	0/3
2	Donald Munson (R)	33%	44%	25%	+	+	—	+	—	—	+	—	—	—	—	0/1
3	Alexander Mooney (R)	8%	0%		—	—	—	—	+	—	—	E	—	—	—	0/2
4	Timothy Ferguson (R)	9%	30%	0%	—	+	—	—	—	—	—	—	—	—	—	
5	Larry Haines (R)	0%	0%	5%	—	—	—	—	—	—	—	—	—	—	—	
6	Michael Collins (D)	88%	75%	84%	+	+	—	+	+	+	+	+	+	+	—	5/5
7	Norman Stone (D)	80%	60%	76%	+	+	+	+	+	+	+	+	+	—	—	3/4
8	Thomas Bromwell (D)	43%	56%	59%	+	+	—	+	—	—	+	—	+	+	—	0/3
9	Andrew Harris (R)	7%	17%		—	—	—	—	—	—	+	—	—	—	—	0/4
10	Delores Kelley (D)	93%	89%	100%	+	—	+	+	+	+	+	+	+	+	+	3/3
11	Paula Hollinger (D)	93%	75%	93%	+	+	+	+	+	+	+	+	+	+	—	4/4
12	Edward Kasemeyer (D)	58%	44%	71%	—	+	—	+	+	—	+	+	+	+	—	0/1
13	Martin Madden (R)	60%	63%	100%	+	—	—	+	*	*	*	*	*	*	*	
13	Sandra Schrader (R)	100%			*	*	*	*	+	+	+	+	+	+	+	2/2
14	Christopher McCabe (R)	33%	33%	22%	+	—	—	—	*	*	*	*	*	*	*	1/2
14	Robert Kittleman (R) •	8%	14%	14%	*	*	*	*	—	—	—	—	—	—	—	0/1
15	Jean Roesser (R)	57%	44%	95%	+	—	—	—	+	+	+	+	+	+	—	1/3
16	Brian Frosh (D)	100%	100%	100%	+	+	+	+	+	+	+	+	+	+	+	4/4
17	Jennie Forehand (D)	82%	56%	88%	+	+	+	+	+	+	+	+	+	—	—	
18	Christopher Van Hollen (D)	92%	100%	100%	+	+	+	+	+	+	+	+	+	+	—	1/1
19	Leonard Teitelbaum (D)	86%	78%	90%	+	+	—	+	+	+	+	+	+	+	+	2/3
20	Ida Ruben (D)	92%	67%	93%	+	+	+	+	+	+	+	+	+	—	—	1/1
21	Arthur Dorman (D)	75%	78%	100%	+	+	—	+	E	E	E	E	+	+	E	1/2
22	Paul Pinsky (D)	100%	100%	96%	+	+	+	+	+	+	+	+	+	+	+	4/4
23	Leo Green (D)	100%	89%	95%	+	+	+	+	+	+	+	+	+	+	+	
24	Nathaniel Exum (D)	79%	89%	100%	+	a	+	+	+	+	+	+	+	+	—	2/3
25	Ulysses Currie (D)	75%	78%	88%	+	+	—	+	+	—	+	+	+	+	A	0/1
26	Gloria Lawlah (D)	58%	56%	92%	+	+	—	+	+	—	+	—	+	+	—	0/1
27	Thomas "Mike" Miller (D)	70%	63%	80%	+	+	—	+	+	E	+	—	+	+	—	
28	Thomas Middleton (D)	67%	44%	45%	+	+	—	+	+	—	+	—	+	+	—	1/1
29	Roy Dyson (D)	67%	33%	28%	+	+	—	E	+	—	+	+	+	—	—	4/5
30	John Astle (D)	79%	67%	47%	+	+	—	+	+	+	+	+	+	+	—	2/3
31	Phillip Jimeno (D)	64%	50%	80%	+	+	—	+	+	—	+	+	+	—	—	
32	James DeGrange (D)	43%	56%		+	+	—	+	+	—	+	—	+	—	—	0/3
33	Robert Neall (D)	50%	56%	47%	+	+	—	+	a	—	+	—	+	—	—	1/1
34	Nancy Jacobs (R)	0%	8%	17%	—	a	—	—	—	—	—	—	—	—	—	0/2
35	Robert Hooper (R)	0%	22%		—	—	—	—	—	—	—	—	—	—	—	0/3
36	Walter Baker (D)	44%	50%	16%	+	+	E	+	—	—	E	—	+	—	—	
37	Richard Colburn (R)	18%	20%	12%	—	+	—	—	—	—	+	—	—	—	—	
38	J. Lowell Stoltzfus (R)	8%	11%	6%	—	—	—	—	—	—	—	+	—	—	—	0/1
39	Patrick Hogan (D)	58%	33%	43%	+	+	—	+	+	—	+	—	+	+	—	0/1
40	Ralph Hughes (D)	91%	90%	87%	+	+	+	+	+	+	+	+	+	+	—	
41	Clarence Blount (D)	93%	75%	89%	+	+	+	+	+	+	+	+	+	+	—	4/4
42	Barbara Hoffman (D)	67%	63%	80%	+	+	+	+	+	—	+	—	+	+	—	0/1
43	Joan Carter Conway (D)	100%	83%	100%	+	+	+	+	+	+	+	+	+	+	A	4/4
44	Clarence Mitchell (D)	73%	70%	92%	+	+	+	+	+	—	+	+	+	—	—	
45	Nathaniel McFadden (D)	67%	56%	95%	+	+	—	+	+	—	+	+	+	+	—	0/1
46	Perry Sfikas (D)	91%	92%	98%	+	+	+	+	+	—	+	+	+	+	+	
47	George Della (D)	71%	67%	56%	+	+	—	+	+	—	+	—	+	+	+	2/3

## Legend

- + Pro-environment vote
- Anti-environment vote
- E Excused absence
- A Not voting (advantage for the environment)
- a Not voting (disadvantage for the environment)
- \* Not a member at the time of vote
- Combined House and Senate score

# House Committee Votes

## House Environmental Matters Committee

### 1. SB 204: 2001

#### Office of Smart Growth

Yes is the correct vote. Bill passed 16-4, 1 absent.

This bill established the Office of Smart Growth to promote Smart Growth and serve as a clearinghouse for information and education to other agencies, local governments, developers and citizens.

### 2. HB 111: 2001

#### Cathode Ray Tubes Disposal

Yes is the correct vote. Bill failed 9-8, 4 abstain (12 affirmative votes needed to pass).

This legislation sought to prohibit disposing of cathode ray tubes, which contain heavy metals, from computer monitors and television screens, into landfills. It also would have required the Office of Recycling to study methods of recycling cathode ray tubes and establish regulations for their disposal.

### 3. HB 740: 2001

#### Antibiotic and Hormone Use

Yes is the correct vote. Bill failed 6-15.

This bill required the Secretary of Agriculture to prepare an annual report about the types and amounts of antibiotics and hormones given to livestock and poultry produced for human consumption to provide the State with a basis for assessing any human health and environmental impacts.

### 4. HB 291: 2002

#### Community Right-to-Know Fund

Yes is the correct vote. Bill passed 13-8.

HB 291 establishes a Community Right-to-Know Fund to be used for local emergency planning, enforcement, data collection, and improved right-to-know about the chemicals and hazardous substances in our communities.

### 5. HB 473: 2002

#### Mercury Products – Labeling

Yes is the correct vote. Bill failed 7-6, 1 absent, 6 abstained, 1 excused.

Mercury can be very toxic to humans, marine life and the environment. This bill required the labeling of certain products containing mercury and assuring that the mercury is removed and recycled before the product is disposed of in the waste stream.

### 6. HB 294: 2002

#### Water Management Fees, Penalties and Cost Recovery

Yes is the correct vote. Bill failed 3-18.

This controversial and comprehensive bill would have increased fines and penalties for water pollution violations, bringing such penalties up to levels comparable with surrounding states. The bill also would have raised permit fees in some programs and created fees in programs where none existed in an effort to account for the costs to MDE for administering these programs.

## House Environmental Matters Committee Votes

District	1	2	3	4	5	6	Total
18 John A. Hurson, Chair	*	*	*	nv	nv	nv	
36 Ron Guns, Chair •	nv	nv	nv	*	*	*	
6 Michael Weir, Vice Chair	+	—	—	—	a	—	1/6
33 Robert Baldwin	—	—	—	—	—	—	0/6
18 Leon Billings	+	+	+	+	+	+	6/6
34 Charles Boutin	+	—	—	—	+	—	2/6
37A Rudolph Cane	+	+	—	+	E	—	3/5
25 Dereck Davis	+	a	+	+	a	—	3/6
4B Donald Elliott	—	a	—	—	—	—	0/6
21 Barbara Frush	+	+	—	+	+	—	4/6
46 Peter Hammen	+	—	—	+	a	—	2/6
23 James Hubbard	+	+	—	+	+	+	5/6
8 Katherine Klausmeier	+	—	—	+	a	—	2/6
7 Jacob Mohorovic, Jr.	+	a	+	+	a	—	3/6
11 Dan Morhaim	+	+	+	+	+	—	5/6
10 Shirley Nathan-Pulliam	+	+	+	+	+	—	5/6
41 Nathaniel Oaks	a	+	+	+	+	+	5/6
27B George Owings	+	—	—	—	—	—	1/6
8 Al Redmer	+	a	—	—	—	—	1/6
37B Kenneth Schisler	—	—	—	—	—	—	0/6
14A Tod David Sher	+	+	—	+	a	—	3/6
39 Joan Stern	+	+	—	+	a	—	3/6
4A Paul Stull	—	—	—	—	—	—	0/6

• Ron Guns left the General Assembly in 2001 for a post on the Public Service Commission.

## House Judiciary

### HB 1052: 2002

#### Chemical Security Act

**Yes is the correct vote. Bill passed 17-4.**

As amended by the committee, the bill would have required facilities storing large amounts of toxic chemicals to take specific steps to guard against terrorist attack and addressed the safety concerns of storing chemicals in railcars in unsecured rail yards putting residents and the environment at risk. The bill died when no action was taken in House Environmental Matters Committee.

- + Doory, Montague, K. Kelly, Boschert, Gladden, Grosfeld, Giannetti, Zirkin, Lee, Petzold, Amedori, Gaines, Murphy, Burns, Valderrama, Dembrow, Menes
- Cole, Getty, Hutchins, O'Donnell
- nv Vallario

## House Commerce and Government Matters

### HJR 10: 2002

#### Intercounty Connector

**No is the correct vote. Bill passed 13-7, 2 abstain.**

This non-binding resolution urges the Governor to restart and conclude the process for an environmental impact study of the Intercounty Connector (ICC). The ICC is a proposed highway connecting Montgomery and Prince George's Counties that would cause severe environmental damage, destroy neighborhoods and offer little or no traffic congestion relief.

- + Dyski, Sophocleus, Riley, Mandel, Bobo, Clagett, DeCarlo,
- Benson, McIntosh, Parrott, Malone, Glassman, Swain, Crouse, Bronrott, Bates, Shank, Brinkley, Paige, Snodgrass
- A Dobson, Arnick
- nv Woods

## House Ways & Means

### HB 557: 2002

#### Recordation and Transfer taxes

**Yes is the correct vote. Bill passed 14-7, 1 excused.**

This bill would have closed a current loophole in funding Program Open Space by removing the exemption for limited liability companies from paying 1/2 of 1% in transfer taxes when property changes hands. Homeowners pay their fair share of the transfer tax, LLCs should too. This bill would have meant over \$9 million dollars in funds for open space protection.

- + Healey, Bohanan, Bozman, Campbell, Carlson, Davis, Heller, Howard, Marriott, Patterson, Phillips, Rosso, Rudolph, Shriver
- Bartlett, Conroy, Cryor, Greenip, McKee, Ports, Rzepkowski
- E Finifter
- nv Hixson

### Story Behind the Score

Many House committee chairs choose not to cast a vote in their committees so there are no votes to record in this chart. In the House of Delegates, however, the influence of the chair over committee matters is quite strong. Through their comments and questions during the debate, a committee chair routinely influences the outcome of the vote.



Senator Clarence Blount (center right) receiving the 2001 Maryland LCV Conservation Leadership Award with Senate President Mike Miller, Gerald Winegrad and Nancy Davis.

# House Floor Votes

## 1. SB 880: 2001

### Stormwater Management

**Yes is the correct vote. Bill passed 117–15, 8 not voting, 1 excused.**

Inspired by a controversial and environmentally damaging development proposed in Southern Anne Arundel county, this legislation prohibits using residentially zoned property for stormwater management of a commercial property located near the shoreline of the Chesapeake Bay or of its tidal tributaries. The bill passed the House and Senate and was signed into law by the Governor.

## 2. HB 772: 2001

### Recreational Crabbing

**Yes is the correct vote. Bill passed 120–14, 5 not voting, 2 excused.**

This emergency bill created a recreational crabbing license and set certain limits to better estimate the recreational catch in Maryland. This bill passed the House and Senate and was signed into law by the Governor.

## 3. SB 204: 2001

### Office of Smart Growth

**Yes is the correct vote. Bill passed 109–21, 4 not voting, 7 excused.**

This bill establishes the Office of Smart Growth that will promote Smart Growth and serve as a clearinghouse for information and education to other agencies, local governments, developers and citizens. The bill passed the House and Senate and was signed into law by the Governor.

## 4. SB 202: 2001

### Community Legacy Program

**Yes is the correct vote. Bill passed 109–16, 0 not voting, 6 excused.**

SB 202 established the Community Legacy Program to promote Smart Growth. This program promotes neighborhood revitalization and addressed gaps in funding for community redevelopment projects. The bill passed the House and Senate and was signed into law by the Governor.

## 5. HB 291: 2002

### Community Right-to-Know Fund

**Yes is the correct vote. Bill passed 79–57, 2 not voting, 1 excused.**

HB 291 establishes a Community Right-to-Know Fund to be used for local emergency planning, enforcement, data collection, and improved right-to-know about the chemicals and hazardous substances in our communities. The bill passed the House and Senate and was signed into law by the Governor.

## 6. HB 557: 2002

### Recordation and Transfer Taxes

**Yes is the correct vote. Bill passed 90–39, 11 not voting, 1 excused.**

This bill would have closed a current loophole in funding Program Open Space by removing the exemption for limited liability companies from paying  $1/2$  of 1% in transfer taxes when property changes hands. Homeowners pay their fair share of the transfer tax, LLCs should too. This bill would have meant over \$9 million dollars in funds for open space protection. This bill was defeated in the Senate Budget & Taxation Committee.

## 7. HJR 10: 2002

### Intercounty Connector

**No is the correct vote. Bill passed 106–25, 10 not voting, 0 excused.**

This non-binding resolution urges the Governor to restart and conclude the process for an environmental impact study of the Intercounty Connector (ICC). The ICC is a proposed highway connecting Montgomery and Prince George's Counties, that would cause severe environmental damage, destroy neighborhoods and offer very little or no traffic congestion relief. This resolution passed the House and Senate.

## Citizens Support Environmental Enforcement

In a January 2002 poll, 76% of Maryland voters support enforcement of our current environmental laws or think we need stronger laws. Despite this strong support, two important environmental enforcement bills were defeated or not even considered in committees in the 2002 session.



Former Maryland LCV Board Member turned Delegate Mary Rosso addresses citizens at the annual Environmental Legislative Summit.

# House Floor Votes

District	Delegate	2001-2002 Score			Committee Score							
		1999-2000	1995-1998	1	2	3	4	5	6	7		
1A	George Edwards (R)	57%	33%	17%	+	+	+	+	—	—	—	
1B	Kevin Kelly (D)	71%	33%		+	+	E	+	—	+	—	1/1
1C	Casper Taylor (D)	83%	80%	42%	+	+	+	+	E	+	—	
2A	Robert McKee (R)	50%	14%	17%	+	+	+	+	—	—	—	0/1
2B	Christopher Shank (R)	50%	14%		+	+	+	+	—	—	—	0/1
2C	John Donoghue (D)	71%	33%	20%	+	+	+	+	—	+	—	
3	Joseph Bartlett (R)	25%	14%		+	+	—	a	—	—	—	0/1
3	Louise Snodgrass (R)	38%	14%	15%	+	+	—	+	—	—	—	0/1
3	Sue Hecht (D)	71%	33%	33%	+	+	+	+	—	+	—	
4A	David Brinkley (R)	0%	29%	15%	—	E	—	—	—	—	—	0/1
4A	Paul Stull (R)	15%	33%	8%	+	+	—	—	—	—	—	0/6
4B	Donald Elliott (R)	15%	36%	13%	+	+	—	—	—	—	—	0/6
5	Carmen Amedori (R)	13%	17%		—	—	—	—	—	—	—	1/1
5	Joseph Getty (R)	13%	17%	15%	—	+	—	—	—	—	—	0/1
5	Nancy Stocksdale (R)	14%	17%	17%	—	+	—	—	—	—	—	
6	Michael Weir (D)	38%	33%	20%	a	+	+	+	—	+	—	1/6
6	Diane DeCarlo (D)	50%	0%	15%	—	a	+	+	—	a	A	1/1
6	Nancy Hubers (D)	71%	67%		+	+	+	+	—	a	A	
7	John Arnick (D)	57%	71%	23%	a	+	E	+	—	a	A	1/1
7	Joseph Minnick (D)	57%	50%	23%	+	+	+	+	—	a	—	
7	Jacob Mohorovic, Jr. (D)	77%	50%	45%	+	+	+	+	+	+	A	3/6
8	James Ports, Jr. (R)	25%	14%	17%	+	+	—	—	—	—	—	0/1
8	Al Redmer (R)	38%	8%	16%	+	+	+	+	—	—	—	1/6
8	Katherine Klausmeier (D)	54%	36%	29%	+	+	+	+	—	+	—	2/6
9A	Martha Klima (R)	14%	17%	25%	+	—	—	—	—	—	—	
9A	Wade Kach (R)	57%	50%	58%	+	+	+	+	—	—	—	
9B	James Kelly (R)	0%	33%	25%	—	—	—	—	*	*	*	
9B	Emil Pielke (R)	0%			*	*	*	*	—	—	—	
10	Adrienne Jones (D)	100%	100%	100%	+	+	+	+	+	+	+	
10	Emmett C. Burns (D)	63%	67%	42%	+	+	a	+	a	+	—	1/1
10	Shirley Nathan-Pulliam (D)	92%	100%	88%	+	+	+	+	+	+	+	5/6
11	Michael Finifter (D)	83%	71%	42%	+	+	E	+	+	a	A	E
11	Robert Zirkin (D)	88%	83%		+	+	+	+	+	a	+	1/1
11	Dan Morhaim (D)	92%	100%	92%	+	+	+	+	+	+	+	5/6
12A	Donald Murphy (R)	13%	0%	17%	a	—	—	—	—	—	—	1/1
12A	James Malone (D)	63%	43%	30%	+	+	+	+	—	+	—	0/1
12B	Elizabeth Bobo (D)	100%	100%	100%	+	+	+	+	+	+	+	1/1
13A	Frank Turner (D)	100%	100%	100%	+	+	+	+	+	+	+	
13A	Shane Pendergrass (D)	86%	100%	100%	+	+	+	+	+	+	—	
13B	Joseph Giannetti (D)	75%	50%		+	+	+	+	+	—	—	1/1
14A	Tod David Sher (D)	77%	67%		+	+	+	+	+	+	+	3/6

## Legend

- + Pro-environment vote
- Anti-environment vote
- E Excused absence
- A Not voting (advantage for the environment)
- a Not voting (disadvantage for the environment)
- \* Not a member at the time of vote

# House Floor Votes

District	Delegate	2001-2002 Score	1999-2000	1995-1998	1	2	3	4	5	6	7	Committee Score
					Stormwater Management	Crabbing	Office of Smart Growth	Community Legacy	Right-to-Know	Transfer Taxes	ICC	
14B	Robert Flanagan (R)	29%	17%	39%	—	+	—	—	+	—	—	
14B	Robert Kittleman (R) •	8%	14%	14%	—	+	—	—	*	*	*	
14B	Gail Bates (R)	0%			*	*	*	*	—	—	—	0/1
15	Richard La Vay (R)	14%	17%	22%	—	+	—	—	—	—	—	
15	Jean Cryor (R)	38%	57%	40%	—	+	+	+	—	—	—	0/1
15	Mark Shriver (D)	88%	100%	79%	+	+	+	+	+	+	—	1/1
16	Marilyn Goldwater (D)	71%	100%	67%	+	+	+	a	+	+	—	
16	William Bronrott (D)	75%	100%		+	+	+	+	+	+	—	0/1
16	Nancy Kopp (D)	100%	100%	65%	+	+	+	+	*	*	*	
16	Susan Lee (D)	75%			*	*	*	*	+	+	—	1/1
17	Michael Gordon (D)	50%	67%	44%	+	—	E	+	—	+	—	
17	Kumar Barve (D)	83%	83%	70%	+	+	+	+	E	+	—	
17	Cheryl Kagan (D)	86%	83%	80%	+	+	+	+	+	+	—	
18	Sharon Grosfeld (D)	100%	100%	92%	+	+	+	+	+	+	+	1/1
18	John A. Hurson (D)	100%	89%	77%	+	+	+	+	+	+	+	nv
18	Leon Billings (D)	92%	89%	94%	—	+	+	+	+	+	+	6/6
19	Henry Heller (D)	100%	86%	83%	+	+	+	+	+	+	+	1/1
19	Adrienne Mandel (D)	100%	100%	100%	+	+	+	+	+	+	+	1/1
19	Carol Petzold (D)	63%	67%	70%	—	+	+	+	—	+	—	1/1
20	Dana Dembrow (D)	100%	100%	100%	+	+	+	+	+	+	+	1/1
20	Peter Franchot (D)	86%	67%	95%	+	+	+	+	+	+	—	
20	Sheila Hixson (D)	86%	83%	85%	+	+	+	+	+	+	—	nv
21	Pauline Menes (D)	100%	100%	90%	+	+	+	+	+	+	+	1/1
21	Brian Moe (D)	100%	100%	83%	+	+	+	+	+	+	+	
21	Barbara Frush (D)	85%	83%	83%	+	+	+	+	+	+	+	4/6
22A	Richard Palumbo (D)	75%	50%	33%	+	+	a	+	*	*	*	
22A	Tawana Gaines (D)	75%			*	*	*	*	+	+	—	1/1
22A	Anne Healey (D)	88%	100%	83%	+	+	+	+	+	+	—	1/1
22B	Rushern Baker (D)	57%	83%	92%	a	+	+	a	+	+	—	
23	Joan Pitkin (D)	100%	100%	100%	+	+	+	+	+	+	+	
23	Mary Conroy (D)	63%	100%	83%	+	a	+	+	+	—	+	0/1
23	James Hubbard (D)	92%	92	100%	+	+	+	+	+	+	+	5/6
24	Joanne Benson (D)	75%	86%	86%	+	+	+	+	+	+	—	0/1
24	Darren Swain (D)	75%	71%		+	+	+	+	+	+	—	0/1
24	Carolyn Howard (D)	88%	67%	92%	+	+	+	+	+	+	—	1/1
25	Dereck Davis (D)	69%	67%	68%	+	+	+	+	+	+	—	3/6
25	Anthony Brown (D)	83%	80%		+	+	E	+	+	+	—	
25	Melony Griffith (D)	86%	100%		+	+	+	+	+	+	—	
26	David Valderrama (D)	63%	83%	83%	+	+	a	+	+	a	—	1/1
26	Kerry Hill (D)	86%	83%		+	+	+	+	+	+	—	
26	Obie Patterson (D)	88%	86%	93%	+	+	+	+	+	+	—	1/1

## Legend

- + Pro-environment vote
- Anti-environment vote
- E Excused absence

- A Not voting (advantage for the environment)
- a Not voting (disadvantage for the environment)
- \* Not a member at the time of vote

- Combined House and Senate score

# House Floor Votes

District	Delegate	2001-2002 Score	1999-2000	1995-1998	Stormwater Management							Committee Score
					1	2	3	4	5	6	7	
27A	James Proctor (D)	86%	67%	58%	+	+	+	+	+	+	—	
27A	Joseph Vallario, Jr. (D)	86%	83%	25%	+	+	+	+	+	+	—	
27B	George Owings (D)	38%	58%	37%	+	+	+	a	—	+	—	1/6
28	Thomas Hutchins (R)	43%	17%	25%	+	+	—	+	E	a	—	0/1
28	Samuel Linton (D)	43%	50%	17%	+	+	a	+	—	a	—	
28	Van Mitchell (D)	57%	33%	17%	+	+	+	+	—	a	—	
29A	John Wood (D)	57%	71%	23%	+	+	+	+	—	—	—	nv
29B	John Bohanan, Jr. (D)	57%	60%		+	+	E	a	a	+	—	1/1
29C	Anthony O'Donnell (R)	38%	17%	16%	+	—	+	+	—	—	—	0/1
30	Virginia Clagett (D)	100%	86%	100%	+	+	+	+	+	+	+	1/1
30	Michael Busch (D)	86%	83%	42%	+	+	+	+	+	+	—	
30	Richard D'Amato (D)	86%	83%		+	+	+	+	+	+	—	
31	Mary Rosso (D)	100%	100%		+	+	+	+	+	+	+	1/1
31	John Leopold (R)	57%	50%	58%	+	+	+	+	—	—	—	
31	Joan Cadden (D)	71%	67%	47%	+	+	+	+	—	+	—	
32	James Rzepkowski (R)	13%	14%	25%	—	—	—	+	—	—	—	0/1
32	Theodore Sophocleus (D )	63%	43%		+	+	+	+	—	—	—	1/1
32	Mary Ann Love (D)	86%	67%	42%	+	+	+	+	+	+	—	
33	Janet Greenip (R)	0%	14%	17%	—	—	—	—	—	—	—	0/1
33	David Boschert (R)	63%	33%		+	+	+	+	—	—	—	1/1
33	Robert Baldwin (R)	8%	42%	25%	—	—	—	—	—	—	A	0/6
34	Charles Boutin (R)	46%	64%		+	+	+	+	—	—	—	2/6
34	Mary-Dulany James (D)	57%	80%		+	—	+	+	—	+	—	
34	Daniel Riley (D)	88%	86%		+	—	+	+	+	+	+	1/1
35A	Barry Glassman (R)	38%	29%		+	—	+	+	—	—	—	0/1
35A	Joanne Parrott (R)	38%	33%		+	—	+	+	—	—	—	0/1
35B	David Rudolph (D)	71%	71%	37%	E	—	+	+	+	+	—	1/1
36	Mary Roe Walkup (R)	29%	50%	34%	a	+	—	+	—	—	—	
36	Wheeler Baker (D)	50%	50%	25%	+	+	E	a	—	+	—	
36	Ron Guns (D)	75%	50%	25%	a	+	+	+	*	*	*	nv
36	James Crouse (D)	25%			*	*	*	*	—	+	—	0/1
37A	Rudolph Cane (D)	64%	92%		+	+	+	+	—	E	—	3/5
37B	Kenneth Schisler (R)	23%	58%	12%	+	+	+	—	—	—	—	0/6
37B	Adelaide Eckardt (R)	57%	33%	9%	+	+	+	+	—	—	—	
38	Charles McClenahan (R)	57%	67%	33%	+	+	+	+	—	a	—	
38	Norman Conway (D)	71%	83%	25%	+	+	+	+	—	+	—	
38	K. Bennett Bozman (D)	75%	86%	33%	+	a	+	+	+	+	—	1/1
39	Charles Barkley (D)	100%	100%		+	+	+	+	+	+	+	
39	Joan Stern (D)	77%	75%		+	+	+	+	+	+	+	3/6
39	Paul Carlson (D)	88%	71%		+	+	+	+	+	+	—	1/1

## Legend

- + Pro-environment vote
- Anti-environment vote
- E Excused absence
- A Not voting (advantage for the environment)
- a Not voting (disadvantage for the environment)
- \* Not a member at the time of vote

# House Floor Votes

District	Delegate	2001-2002 Score	1999-2000	1995-1998	1	2	3	4	5	6	7	Committee Score
					Stormwater Management	Crabbing	Office of Smart Growth	Community Legacy	Right-to-àKnow	Transfer Taxes	ICC	
40	Tony Fulton (D)	67%	67%	75%	+	E	—	+	+	—	A	
40	Howard Rawlings (D)	86%	33%	42%	+	+	+	+	+	+	—	
40	Salima Marriott (D)	88%	57%	100%	+	+	+	+	+	+	—	1/1
41	Nathaniel Oaks (D)	85%	83%	86%	a	+	+	+	+	+	A	5/6
41	Lisa Gladden (D)	88%	100%		+	+	+	+	+	+	—	1/1
41	Wendell Phillips (D)	88%	100%		+	+	+	+	+	+	—	1/1
42	Samuel Rosenberg (D)	71%	50%	92%	+	a	+	+	+	+	—	
42	Maggie McIntosh (D)	75%	57%	100%	+	+	+	+	+	+	—	0/1
42	James Campbell (D)	88%	71%	100%	+	+	+	+	+	+	—	1/1
43	Michael Dobson (D)	88%	86%	100%	+	+	+	+	+	—	A	1/1
43	Ann Marie Doory (D)	88%	67%	84%	+	+	+	+	+	+	—	1/1
43	Kenneth Montague (D)	88%	67%	75%	+	+	+	+	+	+	—	1/1
44	Verna Jones (D)	100%	83%		+	+	+	+	+	+	+	
44	Jeffrey Paige (D)	75%	71%		+	+	+	+	+	+	—	0/1
44	Ruth Kirk (D)	86%	83%	58%	+	+	+	+	+	+	—	
45	Talmadge Branch (D)	71%	83%	50%	+	+	+	+	—	+	—	
45	Clarence Davis (D)	75%	67%	50%	+	a	+	+	+	+	—	1/1
45	Hattie Harrison (D)	86%	60%	50%	+	+	+	+	+	+	—	
46	Peter Hammen (D)	62%	58%	65%	+	+	+	+	+	+	—	2/6
46	Carolyn Krysiak (D)	86%	67%	58%	+	+	+	+	+	+	—	
46	Cornell Dypski (D)	88%	86%	92%	+	+	+	+	+	+	—	1/1
47A	Brian McHale (D)	100%	67%	53%	+	+	+	+	+	+	A	
47A	William Cole IV (D)	75%	83%		+	+	+	+	+	+	—	0/1
47B	Thomas Dewberry (D)	71%	60%	58%	a	+	+	+	+	+	—	

## Legend

- + Pro-environment vote
- Anti-environment vote
- E Excused absence

- A Not voting (advantage for the environment)
- a Not voting (disadvantage for the environment)
- \* Not a member at the time of vote



Nancy Davis (far left), chair Maryland LCV, Senator Sandy Shrader accepting award for Marty Madden, Senator Chris Van Hollen and Betsy Johnson, Sierra Club. Senators Van Hollen and Madden were honored with Conservation Legacy Awards.

# Action Toolkit

Now that you know the score, here are five important ways to act.

1. One of the best ways to influence the voting record of our elected officials is to regularly communicate with them. If your legislators scored well, thank them. If your legislators got a lousy score, let them know you are disappointed. For legislator contact information go to [www.mdlcv.org](http://www.mdlcv.org)
2. Share this scorecard with friends and neighbors. Make sure they “know the score”.
3. Support pro-environment candidates. Watch for Maryland LCV’s endorsements.
4. Become a member today and support our efforts to educate voters and hold elected officials accountable. Join on-line at [www.mdlcv.org](http://www.mdlcv.org) or call us at 410-280-9855.
5. Volunteer with the Maryland LCV to provide the grassroots power needed to elect pro-environment candidates. Call us at 410-280-9855.




Maryland LCV Executive Director, Susan Brown talks to reporters during a Citizen's Environmental Lobby Night in Annapolis.

“The Maryland League of Conservation Voters is the environmental conscience of the General Assembly.”

*Former Senator Marty Madden, Howard County*

Maryland League of Conservation Voters  
One King Charles Place  
Annapolis, MD 21401  
410-280-9855  
410-280-9857 fax  
web [www.mdlcv.org](http://www.mdlcv.org)

Permission granted to quote from or reproduce portions of this publication if properly credited.

Printed on recycled paper using vegetable based inks 

Cover photos courtesy of National Oceanic and Atmospheric Administration, National Renewable Energy Labs and U.S. Fish and Wildlife Service.



MARYLAND  
LEAGUE OF  
CONSERVATION  
VOTERS

The Maryland League of Conservation Voters, formed in 1979 to elect conservation-minded candidates to public office, has built a solid track record by promoting environmentally responsible candidates and holding elected officials accountable through our Legislative Scorecards. As the nonpartisan political voice of Maryland's conservation community, the Maryland LCV is committed to making environmental protection and restoration a top priority for the state's elected officials, political candidates and voters. Find out more at [www.mdlcv.org](http://www.mdlcv.org)

Maryland League of Conservation Voters

One King Charles Place

Annapolis, MD 21401

Nonprofit Org.  
U.S. Postage  
PAID  
Annapolis, MD  
Permit No. 1